


Introductory sub-table (I)(a)

Name of the Company : Rossell India Limited			
Scrip Code : BSE : 533168 CSE: 17341			
Name of the scrip :			
Class of security : EQUITY			
Quarter ended : 30.06.2012			
Partly paid-up shares:-			
	No. of partly paid-up shares	As a % of total no. of partly paid-up shares	As a % of total no. of shares of the company
Held by promoter/promoter group	0	0.00	0.00
Held by public	0	0.00	0.00
Total - D	0	0.00	0.00
Outstanding convertible securities:			
	No. of outstanding securities	As a % of total no. of outstanding convertible securities	As a % of total no. of shares of the company, assuming full conversion of the convertible securities
Held by promoter/promoter group	0	0.00	0.00
Held by public	0	0.00	0.00
Total - E	0	0.00	0.00
Warrants:-			
	No. of warrants	As a % of total no. of warrants	As a % of total no. of shares of the company, assuming full conversion of warrants
Held by promoter/promoter group	0	0.00	0.00
Held by public	0	0.00	0.00
Total - F	0	0.00	0.00
Total paid-up capital of the company, assuming full conversion of warrants and convertible securities	Rs.73,392,950.00 (36,696,475 shares of Rs.2/- each)		

CG MANAGEMENT SERVICES (P) LTD.



 Registrars

Statement Showing Shareholding Pattern

Category code	Category of Shareholder	Number of Shareholders	Table (I)(a)		Total shareholding as a percentage of total number of shares		Shares Pledged or otherwise encumbered	
			Total number of shares	Number of shares held in dematerialized form	As a percentage of (A+B) ¹	As a percentage of (A+B+C)	Number of shares	As a percentage
			(IV)	(V)	(VI)	(VII)	(VIII)	(IX) = (VIII)/(IV)*100
(A)	Shareholding of Promoter and Promoter Group²						N.A	N.A
1	Indian							
(a)	Individuals/ Hindu Undivided Family	4	2,288,920	2,288,920	6.24	6.24		
(b)	Central Government/ State Government(s)							
(c)	Bodies Corporate	2	23,634,840	23,634,840	64.40	64.40		
(d)	Financial Institutions/ Banks							
(e)	Any Others(Specify)							
(e-i)								
(e-ii)								
	Sub Total(A)(1)	6	25,923,760	25,923,760	70.64	70.64	0	0.00
2	Foreign							
a	Individuals (Non-Residents Individuals/ Foreign Individuals)							
b	Bodies Corporate							
c	Institutions							
d	Qualified Foreign Investor							
e	Any Others(Specify)							
(e-i)								
(e-ii)								
	Sub Total(A)(2)	0	0	0	0.00	0.00	0	0.00
	Total Shareholding of Promoter and Promoter Group (A) = (A)(1)+(A)(2)	6	25,923,760	25,923,760	70.64	70.64	0	0.00
(B)	Public shareholding						N.A	N.A
1	Institutions							
(a)	Mutual Funds/ UTI	2	150,010	150,010	0.41	0.41		
(b)	Financial Institutions/ Banks	8	91,260		0.25	0.25		
(c)	Central Government/ State Government(s)	1	150		0.00	0.00		
(d)	Venture Capital Funds							
(e)	Insurance Companies							
(f)	Foreign Institutional Investors	2	5,120,000	5,120,000	13.95	13.95		
(g)	Qualified Foreign Investor							
(h)	Foreign Venture Capital Investors							
(i-i)	Any Other (specify)							
(i-ii)	OCB							
	Sub-Total (B)(1)	13	5,361,420	5,270,010	14.61	14.61	0	0.00

CB MANAGEMENT SERVICES (P) LTD.


 Registrars



B 2	Non-institutions						N.A	N.A
(a)	Bodies Corporate	138	1,762,985	1,731,985	4.81	4.81		
(b)	Individuals							
I	Individuals -i. Individual shareholders holding nominal share capital up to Rs 1 lakh	6,320	1,904,238	1,228,673	5.19	5.19		
II	ii. Individual shareholders holding nominal share capital in excess of Rs. 1 lakh.	6	1,690,750	1,540,750	4.61	4.61		
(c)	Qualified Foreign Investor							
(d)	Any Other (specify)							
(d-i)	NRI/ OCB	23	3,944	3,644	0.01	0.01		
(d-ii)	Clearing Member	24	48,773	48,773	0.13	0.13		
(d-iii)	Trust	1	605	605	0.00	0.00		
	Sub-Total (B)(2)	6,512	5,411,295	4,554,430	14.75	14.75	0	0.00
(B)	Total Public Shareholding (B)= (B)(1)+(B)(2)	6,525	10,772,715	9,824,440	29.36	29.36	0	0.00
	TOTAL (A)+(B)	6,531	36,696,475	35,748,200	100.00	100.00	0	0.00
(C)	Shares held by Custodians and against which Depository Receipts have been issued							
1	Promoter and Promoter Group							
2	Public							
	Sub-Total (C)	0	0	0	0.00	0.00	0	0.00
	GRAND TOTAL (A)+(B)+(C)	6,531	36,696,475	35,748,200	100.00	100.00	0	0.00

CB MANAGEMENT SERVICES (P) LTD.

Registrar

(f)(b) Statement showing holding of securities (including shares, warrants, convertible securities) of persons belonging to the category "Promoter and Promoter Group"

Sr. No.	Name of the shareholder	Details of Shares held		Encumbered shares (*)			Details of warrants		Details of convertible securities		Total shares (including underlying shares assuming full conversion of warrants and convertible securities) as a % of diluted share capital
		Number of shares held	As a % of grand total (A)+(B)+(C)	No.	As a percentage	As a % of grand total (A)+(B)+(C) of sub-clause (I)(a)	Number of warrants held	As a % total number of warrants of the same class	Number of convertible securities held	As a % total number of convertible securities of the same class	
(i)	(ii)	(iii)	(iv)	(v)	(vi)=(v)/(iii)*100	(vii)	(viii)	(ix)	(x)	(xi)	(xii)
1	BMG ENTERPRISES LTD	23,163,795	63.12	0	0.00	0.00	0	0.00	0	0.00	63.12
2	HARVIN ESTATE PVT.LTD.	471,045	1.28	0	0.00	0.00	0	0.00	0	0.00	1.28
3	HARSH MOHAN GUPTA	1,853,785	5.05	0	0.00	0.00	0	0.00	0	0.00	5.05
4	RISHAB MOHAN GUPTA	125,135	0.34	0	0.00	0.00	0	0.00	0	0.00	0.34
5	HARSH MOHAN GUPTA & Son (HUF)	60,000	0.17	0	0.00	0.00	0	0.00	0	0.00	0.17
6	VINITA GUPTA	250,000	0.68	0	0.00	0.00	0	0.00	0	0.00	0.68
TOTAL		25,923,760	70.64	0	0.00	0.00	0	0.00	0	0.00	70.64
	Note : (*) - More than one folio clubbed										

(*) The term "encumbrance" has the same meaning as assigned to it in regulation 28(3) of the SAST Regulations, 2011


CB MANAGEMENT SERVICES (P) LTD.

Registrar

(I)(c)(i) Statement showing holding of securities (including shares, warrants, convertible securities) of persons belonging to the category "Public" and holding more than 1% of the total number of shares

Sr. No.	Name of the shareholder	Number of shares held	Shares as a percentage of total number of shares (i.e., Grand Total (A)+(B)+(C) indicated in Statement at para (1)(a) above)	Details of warrants		Details of convertible securities		Total shares (including underlying shares assuming full conversion of warrants and convertible securities) as a % of diluted share capital
				Number of warrants held	As a % total number of warrants of the same class	Number of convertible securities held	% w.r.t total number of convertible securities of the same class	
1	ELARA INDIA OPPORTUNITIES FUND LIMITED	3,500,000	9.54	0	0.00	0	0.00	9.54
2	HYPNOS FUND LIMITED	1,620,000	4.41	0	0.00	0	0.00	4.41
3	ASWINI AGARWAL	1,133,250	3.09	0	0.00	0	0.00	3.09
4	SEWASTUTI FINANCE PVT.LTD.	459,060	1.25	0	0.00	0	0.00	1.25
TOTAL		6,712,310	18.30	0	0.00	0	0.00	18.30
	Note : (*) - More than one folio clubbed							

CB MANAGEMENT SERVICES (P) LTD.


Registrar



(I)(d) **Statement showing details of locked-in shares**

Sr. No.	Name of the shareholder	Number of locked-in shares	Locked-in shares as a percentage of total number of shares (i.e., Grand Total (A)+(B)+(C) indicated in Statement at para (I)(a) above)
	N.A		0.00
TOTAL		0	0.00


CD Management SERVICES (P) LTD.


Registrars



(II)(a) Statement showing details of Depository Receipts (DRs)

Sr. No.	Type of outstanding DR (ADRs, GDRs, SDRs, etc.)	Number of outstanding DRs	Number of shares underlying outstanding DRs	Shares underlying outstanding DRs as a percentage of total number of shares (i.e., Grand Total (A)+(B)+(C) indicated in Statement at para (I)(a) above)
	N.A	N.A		0.00
TOTAL		0	0	0.00


 REGISTRARS SERVICES (P) LTD.
 Registrars



(II)(b) Statement showing holding of Depository Receipts (DRs), where underlying shares held by "promoter/promoter group" are in excess of 1% of the total number of shares

Sr. No.	Name of the DR Holder	Type of outstanding DR (ADRs, GDRs, SDRs, etc.)	Number of shares underlying outstanding DRs	Shares underlying outstanding DRs as a percentage of total number of shares (i.e., Grand Total (A)+(B)+(C) indicated in Statement at para (I)(a) above)
	N.A	N.A		0.00
TOTAL			0	0.00

CB MANAGEMENT SERVICES (P) LTD.


Registrars

